







Cross Timbers Water Supply Corporation Emergency Water Demand Management Plan

Water Demand Management Plan

Cross Timbers Water Supply Corporation's Four (4) Stage Emergency Water Demand Management Plan is an attempt to distribute water adequately and equally to each Member during times when the supply may be low due to weather conditions and/or mechanical failures. Please keep this information for your reference. Become familiar with the Emergency Water Demand Management Plan and comply with the Stages as stated.

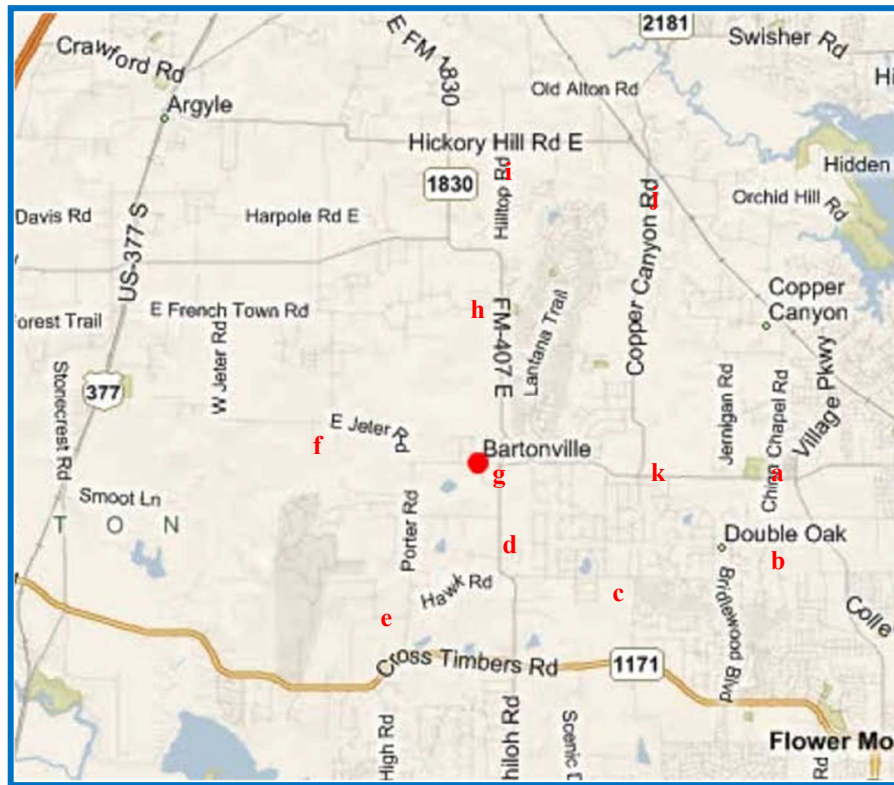
1. Four (4) Stages of the Emergency Water Demand Management Plan

STAGE 1	GREEN		VOLUNTARY
STAGE 2	YELLOW		DESIGNATED DAY, BASED ON ODD/EVEN DIGITS OF ADDRESS/CALENDER DAYS
STAGE 3	ORANGE		DESIGNATED ZONE WATERING
STAGE 4	RED		OUTSIDE WATERING PROHIBITED

2. Location of Emergency Water Demand Signage

Members will observe color-coded signs that are located at the following major entrances and access roads for stage changes. Please see sign location map.

- a. FM 407/ Justin Road & Chinn Chapel Road Intersection
- b. Chinn Chapel & Waketon Road Intersection
- c. Kings Road & Lusk Lane Intersection
- d. Shiloh Road near Well Pump Station
- e. North of Red Rock Lane & Rockgate Road Intersection
- f. Jeter Road & Gibbons Road Intersection
- g. E. FM 407/Justin Rd, McMakin & Jeter Road intersection
- h. FM 407/ North of Saddlebrook Estates
- i. Hilltop Road & Hickory Hill Road Intersection
- j. Copper Canyon Road & Orchid Hill Lane Intersection
- k. FM 407/ Justin Rd & Copper Canyon Road Intersection



Your cooperation is the key to the success or failure of the Emergency Water Demand Management Plan. Please set a good example by following the plan and encourage your neighbors to water on their designated days. If everyone complies, no family should be without water for basic needs at any time.

Any questions should be directed to the Cross Timbers Water Supply Corporation's office at (940)584-0780 or in person at the Corporation's office located at 2032 E Hickory Hill Rd between the hours of 8:00 a.m. and 4:30 p.m., Monday through Friday.

3. Objectives of Plan

- a. Decrease magnitude of seasonal peaks
- b. Reduce waste of water
- c. Decrease daily consumption to levels consistent with water supply availability
- d. Ensure all Members/Customers have a safe and adequate supply for household use and livestock watering
- e. Execute the plan in a fair and consistent manner

4. Plan Implementation

Each Member is given online access to an Emergency Water Demand Management Plan when they make application for service and sign a service agreement.

Revised plans will be published on our website at www.crosstimberswater.com.

The General Manager recommends Stage changes to the President of the Board of Directors for approval or disapproval.

5. Violations

The General Manager has the authority to educate and/or enforce violators of the Water Demand Management Plan. Please see enforcement policy at the bottom of each stage.

6. Permitted and Prohibited Activities

a. STAGE 1: GREEN  VOLUNTARY

1) Voluntary Water conservation

2) Suggested watering times to avoid

- a) Peak demand times (10am to 6pm), middle of the day, and during high winds.

Continuing water conservation and irrigation education is available for review on our website. www.crosstimberswater.com

b. STAGE 2: YELLOW  ODD/EVEN

1) Odd/Even Outside Watering By Last Digit of Address

- a) Odd numbered last digit of address will water on Monday, Wednesday, and Friday.
- b) Even numbered last digit of address will water on Tuesday, Thursday, and Saturday.

2) Permitted Activities

- a) Trees, gardens, shrubs can be watered daily if handheld hose, drip irrigation, or soaker hose is used.
- b) Filling of new pools must be scheduled, and a three (3) day written notice must be given to Cross Timbers Water Supply Corporation's office. A time will be determined and assigned.
- c) Lawns that have been seeded, sodded, or hydro-mulched can be mechanically watered daily for a maximum of two (2) weeks daily after application.
- d) Avoid watering during the following hours: 10am to 6pm.

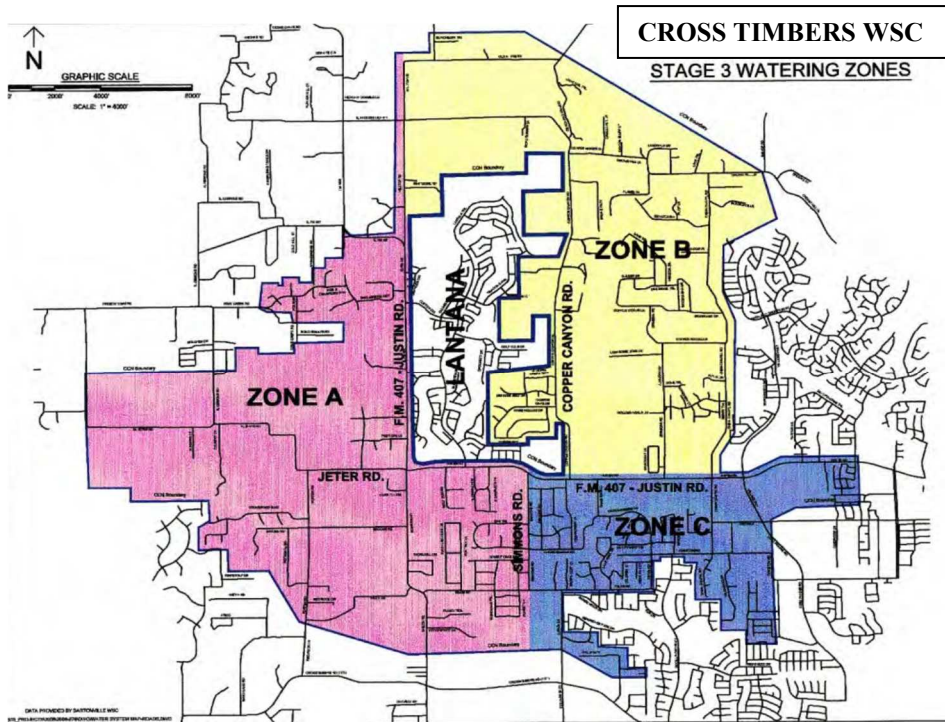
4) **Prohibited Activities**

- a) Washing of driveways, sidewalks, and vehicles except on designated odd/even days (last digit of address).

Violators will be educated on the Stage 2 requirements with four (4) email warnings. After four (4) warnings the Member will be fined \$75. This will be added to the current month's bill.

To view Cross Timbers Water Supply Water Demand Management Plan please visit our website. www.crosstimberswater.com

c. **STAGE 3: ORANGE**  **ZONE WATERING**



- 1) **Effective immediately, no watering Saturdays, Sundays, Tuesdays, and Thursdays.**
- 2) **All Members are in an assigned letter zone**

Please refer to the map for your assigned zone. Your zone is determined by your location within CTWSC's service area boundary.

ZONE A: All Members in Bartonville area as shown in the pink shaded area on the Zone map.

ZONE B: All Members in Copper Canyon, Highland Village, Argyle, Flower Mound and Unincorporated Denton County areas as shown in the yellow shaded area on the Zone map.

ZONE C: All Members in Double Oak area as shown in the blue shaded area on the Zone map.

ASSIGNED WATERING DAY BY COLORED ZONE

ZONE A
PINK
MONDAY

ZONE B
YELLOW
WEDNESDAY

ZONE C
BLUE
FRIDAY

- 3) *No watering between 6am to 7pm.*
- 4) *No new lawn exemptions.*
- 5) *Soaker hoses and drip system irrigation are permitted daily.*
- 6) *Manual hose and sprinkler are permitted daily between 7pm to 6am.*
- 7) *Any runoff water is prohibited. Ex. Washing of sidewalks, driveways, and cars.*
- 8) *Swimming Pools.*
 - a) Filling of swimming pools must be scheduled, and three (3) days written notice must be given to Cross Timbers Water Supply Corporation's office. A date and time will be determined and assigned.
- 9) *Any Member with a private well will need to post a sign "Private Well" in their front yard.*

Violators will be given a two (2) time education/warning via email on the Stage 3 requirements. After the two (2) time warning, there will be a \$150 fine that will increase by \$50 for every additional violation. The fine will be added to current month's bill. After four (4) notifications of violation and fines, a Member will be subject to a flow restriction device. This will only deliver the water needed for health and safety purposes. In order to have the flow restrictor removed the Member will need to pay any outstanding fines and a \$75 fee for removal of restrictor. Should a subsequent violation occur after the flow restrictor is removed, the flow restrictor will be re-installed for the duration of the water emergency.

To view Cross Timbers Water Supply Water Demand Management Plan please visit our website.
www.crosstimberswater.com

d. STAGE 4: RED  WATERING PROHIBITED

- 1) *All outside watering of lawns, shrubs, gardens are prohibited.*
- 2) *Washing of vehicles is prohibited.*
- 3) *Refilling of drained pools is prohibited.*
- 4) *Filling of new pools is prohibited.*
- 5) *No New Lawn Exemptions exist in Stage 4.*
- 6) *No construction water meter use allowed. Meters will be locked.*
- 7) *Any Member with a private well will need to post a sign "Private Well" in their front yard.*

Violators will be given a one (1) time education/warnings via email on the Stage 4 requirements. After the one (1) time warning, there will be a \$250 fine that will increase by \$100 for every additional violation. The fine will be added to current month's bill. After three (3) notifications of violation and fines, the Member is subject to a flow restriction device. This will only deliver the water needed for health and safety purposes.

This device will remain on that Members water meter for the duration of the water emergency.

To view Cross Timbers Water Supply Water Demand Management Plan please visit our website.
www.crosstimberswater.com

Revision History – Section H DEMAND MANAGEMENT PLAN.

Original: OCTOBER 1993

Revisions:

MARCH 2000

NOVEMBER 2007

JULY 2013

AUGUST 2018

JULY 2022

AUGUST 2022